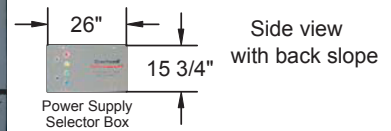
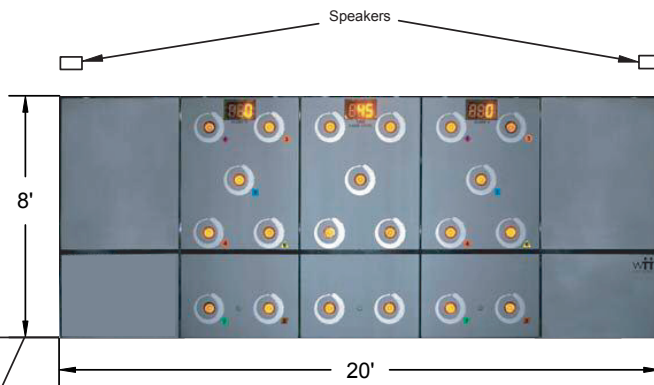
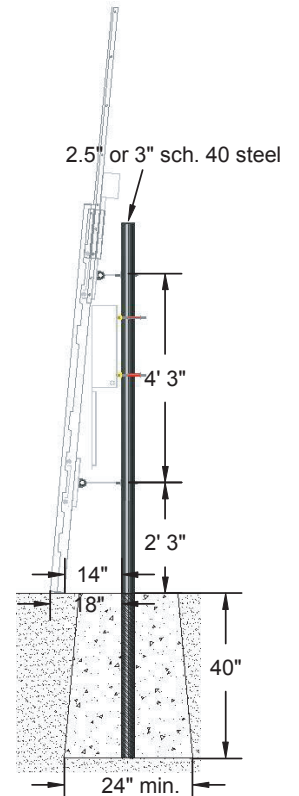
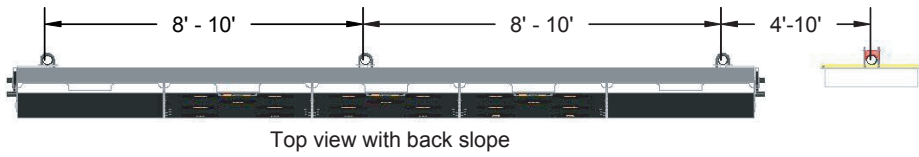
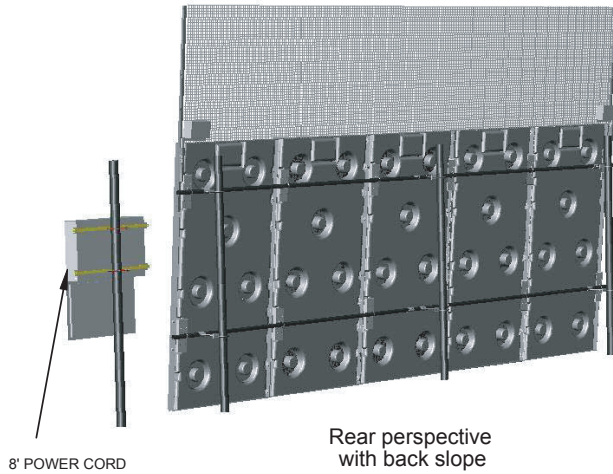




Performance-PT 2000 Specification Layout



Side view
with back slope

25' W x 20' D minimum

40' W x 60' D ideal

* For stud wall installation add 2"

Product Specification Sheet

PRODUCT NAME: XerPro 2000 with Side Panels
PART NUMBER: 4-6502

SPECIFICATIONS		Quantity
Dual Laminate ABS Panels	8' high x 4' wide x 4" deep	5
System Footprint	20' wide x 18" deep (with backslope)	
Panel Weight (each before sand filing)	90 lbs	
Color	Grey with Silver Targets, Blue with White Targets, or Green with White Targets	
System power requirements	100-240 V receptical, 3 amps	1
System Fill Material per Panel	Dry Sand - 225 lbs	

FEATURES		
Scoreboard	YES	2
Super Brite LED Targets	YES	21
Pre-programmed Games / Levels	YES	62
Game / Level / Time Display	YES	1
Indoor / Outdoor Speakers	YES	2
Catch Net	YES (4' high x 20' wide)	1
Pre-programmed Audio	YES	
Auto Restart Mode	YES	
Remote Control w/Quick Start Guide	YES	2
Coin Operation	YES (available as added option)	0
Ball Kit	YES	1
(4 noodles, 2 playground balls in each size 5", 7" & 8.5", 1 ball pump, 6 bean bags, 2 medicine balls)		

PROGRAMS, CURRICULUM, AND MARKETING MATERIALS		
Performance-PT & Off the Wall Skills Challenge Marketing Kit	YES	1
Game Instruction Manual	YES	1
Quick Start Poster	YES	1
OTWSC Official Certification Site Banner	YES	1

CUSTOMER SITE AND INSTALLATION PREPARATION REQUIREMENTS		
Minimum Play Area	25' wide x 30' deep (with backslope)	
Ideal Play Area	40' wide x 60' deep (with backslope)	
Support Posts (if applicable)	8'-10' apart, 7' high minimum above ground, 2.5"-3" diameter, schedule 40 with a foundation 24" wide x 40" deep	3 - 4
Wall Mounted (if applicable)	Concrete or stud wall. Site preparation may be required.	
Indoor or Outdoor	YES (if outdoor, best if facing away from the sun & side-on to prevailing winds)	
Surface Requirements	Level & clear (concrete, asphalt or sport court recommended)	
Site Survey Required	YES	